

## Product introduction

JISIM JD5216M is a 25W constant current LED intelligent dimmable driver specifically designed for built in driver luminaires. it supports Bluetooth dimming functions.The customized dimming curve provides a more comfortable viewing experience for the human eye.When not connected to an external signal,it can be used as a non-dimmable driver and supports a gradual start-up effect.It is suitable for LED Track light, LED surface-mounted downlights,LED wall lamps.Paired with various intelligent control systems,it is widely used in smart homes, smart hotels,intelligent commercial spaces,smart offices,smart buildings,and other facilities.

## Product Features

- Compact SELV built in Dimmable Driver
- Support Bluetooth dimming
- Ipex external antenna, Glue filling process, Global Certification
- Suitable for Class I / II / III indoor light fixtures
- Smooth dimming, flicker-free, dimming range: 0.5-100%
- DIP switch for multi-current setting, Max. output power 25W
- Up to 30000 hours life time, 5-Year Warranty (Long-lasting Capacitor)
- Small size and light weight, High power factor, High Efficiency, Low THD
- The housing is made from V0 flame retardant PC materials from CHIMEI
- Standby power consumption <0.5 W, meets ErP energy efficiency certification



## Technical Specifications

(All parameters not specially mentioned are measured at 230VAC input, full load and 25°C of ambient temperature)

Model	JD5116M			Features	Output Type	Constant Current	
Input	DC Voltage Range	198-264V			Communication mode	Bluetooth	
	AC Voltage Range	198-264V			Output Feature	Isolation	
	Rated Voltage	220Vac/230Vac/240Vac			IP Rating	IP20	
	Input Frequency	0/50/60Hz			Insulation Rating	Class II (Suitable for class I II III light fixtures)	
	Input Current	≤0.15A/230Vac(at full load)		No Load Output Voltage	≤59Vdc		
	Input Power	Max.30W		Output Voltage Range	9-40Vdc		
	Power Factor	PF>0.9C/230Vac(at full load)		Output Current Range	350-700mA		
	THD	THD<8%/230Vac(at full load)		Output Power Range	3-25W		
	Efficiency	≥84.5%(at full load)		Dimming Range	0.5~100%		
	Inrush Current	Cold start 15A(Test twidth=102us under 50% Ipeak@230Vac)		Ripple Current	<5%		
Anti-Surge	L-N:1KV		Current Accuracy	±5%			
Leakage Current	<0.5mA/230Vac		PWM Frequency	4000Hz			
Protection	Overload Protection	Hiccup Mode (Auto-Recovery after Elimination)		Environment	Working Temperature	ta:-20°C~60°C	
	Open Circuit Protection	≤59Vdc			Working Humidity	20~95%RH(No Condensation)	
	Stort Circuit Protection	Hiccup Mode (Auto-Recovery after Elimination)			Storage Temperature/Humidity	-20~85°C/10~95%RH	
					Case Temperature	tc:90°C	
Safety & EMC	Withstand Voltage	I/P-O/P: 3750Vac, 5mA,60s					
	Insulation Resistance	I/P-O/P: 100MQ/500VDC/25°C/70%RH					
	Safety Standards	CCC	China	GB19510.1, GB19510.14			
		CE	European Union	EN61347-1, EN61347-2-13, EN62493			
		KC	Korea	KC61347-1, KC61347-2-13			
		TUV	Germany	EN61347-1, EN61347-2-13, EN62493			
		ENEC	Europe	EN61347-1, EN61347-2-13, EN IEC62384			
		CB	CB Member States	IEC61347-1, IEC61347-2-13			
		RCM	Australia	AS/NZS61347.1, AS61347.2.13			
		BIS	India	IS15885(PART2/SEC13)			
		EAC	Russia	IEC61347-1, IEC61347-2-13			
	UKCA	United Kingdom	BS EN61347-1, BS EN IEC61347-2-13, BS EN62493				
	EMC Emission	CCC	China	GB/T17743, GB17625.1			
		CE	European Union	EN IEC55015, EN IEC61000-3-2, EN61000-3-3			
		KC	Korea	KSC9815, KSC9547			
		RCM	Australia	EN IEC55015, EN IEC61000-3-2, EN61000-3-3			
		UKCA	United Kingdom	BS EN IEC55015, BS EN IEC6100-3-2, BS EN61000-3-3			
		EAC	Russia	IEC62493.IEC61547, EN55015.IEC61000-3-2, IEC61000-3-3			
	BIS	India	IS15885(PART2/SEC13)				
	EMC Immunity	EN61000-4-2,3,4,5,6,8,11,EN61547					
ErP	Power Consumption	Stanby Power Consumption		<0.5W (PWM Off )			
	Flicker/ Stroboscopic Effect	IEEE1789		Meet IEEE Std1789-2015			
		CIESVM		Pst≤1, SVM≤0.4			
	DF	Phase Factor		DF≥0.9			
Test Equipment	AC Source		PS-61005	Withstand Voltage Tester		TH9302D	Other
	DC Electronic Load		IT8512A+	Thermostatic Humidity Chamber		HT-H-802	
	Spectrum Analyzer		KH3932	Ntelligent Electrical Parameter Meter		PF9800	LED Load
	Surge Generator		SUG61005TB(7.5KV)-2216	Oscilloscope		TBS1102B	
	Stroboscope		LANSHU-201B	Digital Wattmeter		PM2818C	

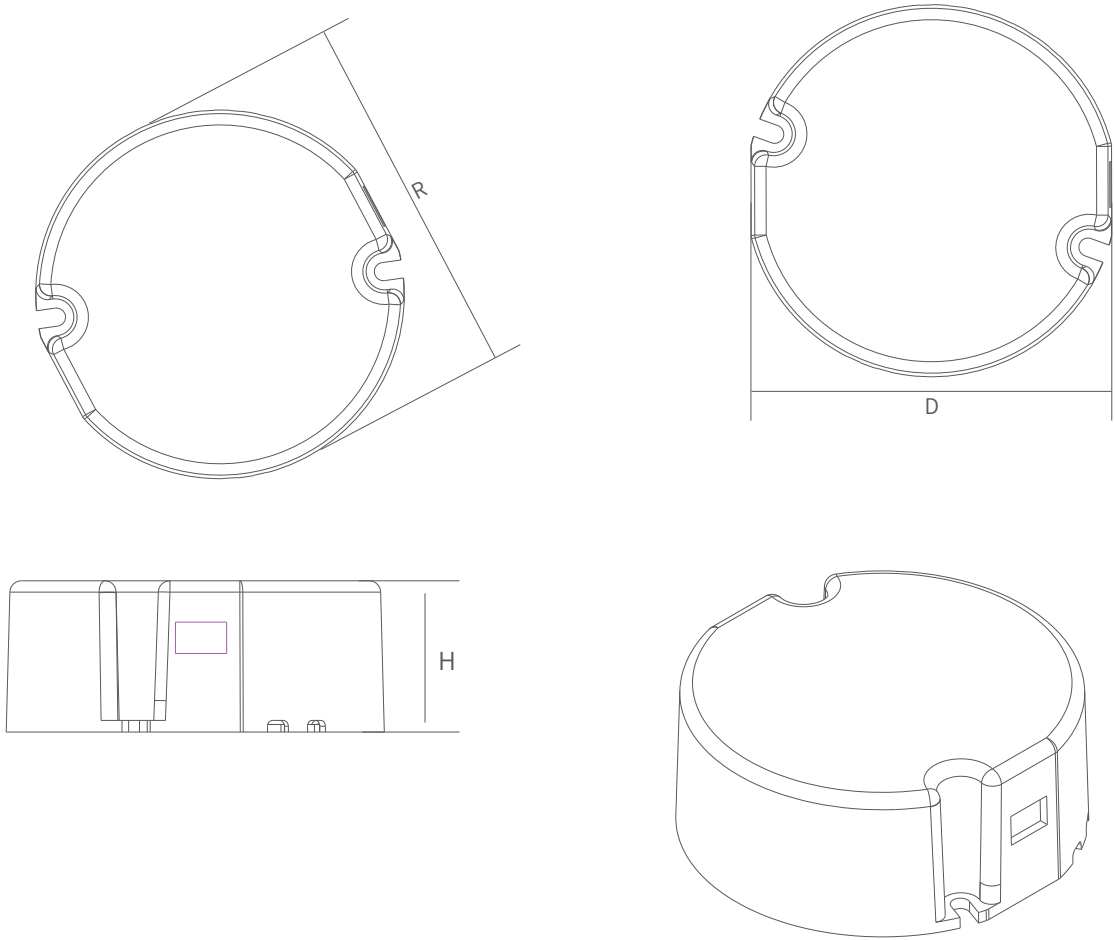
LED Current Settings >>>

Number	Output				Switch Position		
	Current (mA)	Voltage (VDC)	NO Load Outout Voltage (VDC)	Power (W)	1	2	3
* 1	350	9-40	59	14	/	/	/
2	400	9-40		16	ON	/	/
3	450	9-40		18	/	ON	/
4	500	9-40		20	ON	ON	/
5	550	9-40		22	/	/	ON
6	600	9-40		24	ON	/	ON
7	650	9-38		24.7	/	ON	ON
8	700	9-36		25	ON	ON	ON

- \* Factory default.
- 1. Please disconnect the AC input before adjusting the output current via the DIP switch, If not, it may damage the lighting fixture.
- 2. No Overload, The output power should be less than or equal to 25W.

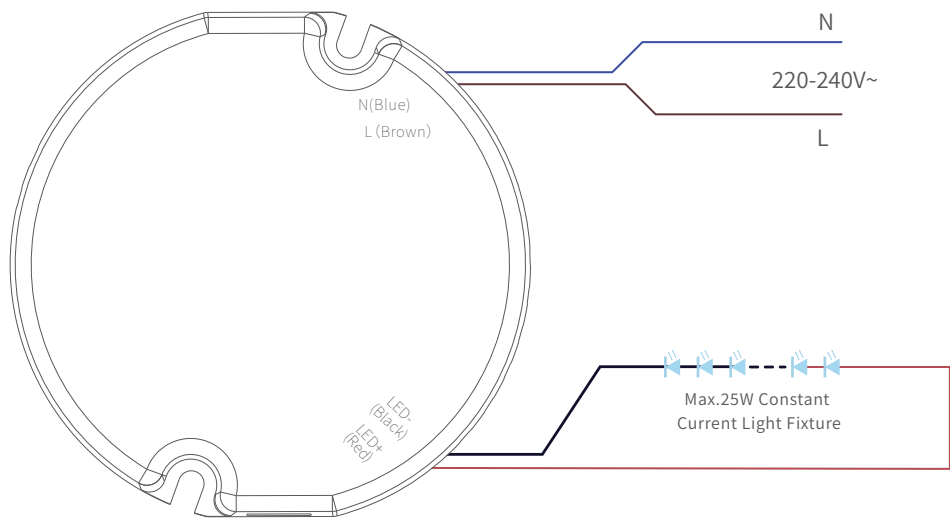
2D Diagram >>>

Diameter (R)	Width (D)	Heigh(H)	Weight(W)
65mm	63mm	26mm	119±10g



Bluetooth Dimmable LED Driver

Wiring Diagram



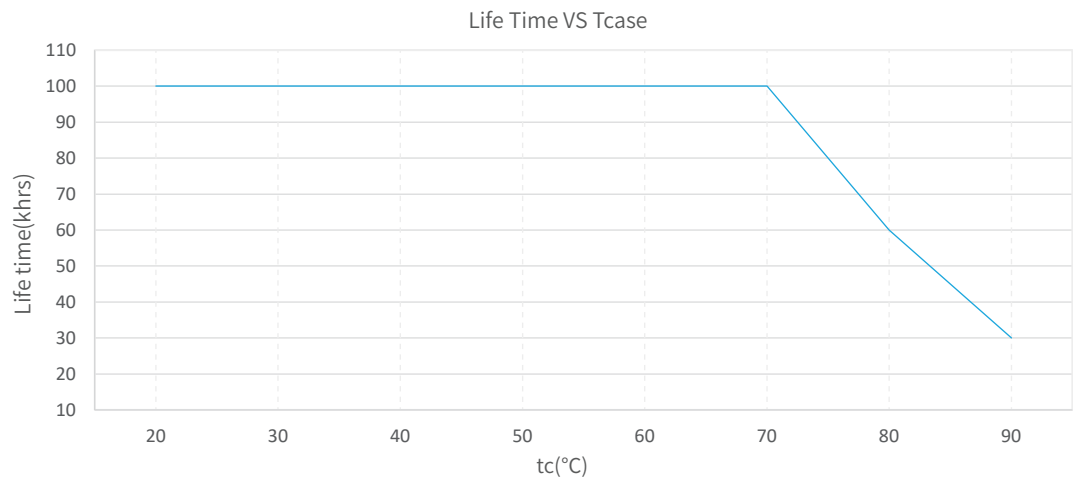
Installation Instructions

Interface	Marking	Description
Input	N	Input terminal of AC neutral wire
	L	Input terminal of AC live wire
Output	LED-	Negative electrode output of the driver
	LED+	Positive electrode output of the driver
Antennae	ANT	Do not attach the end of the antenna to the metal material

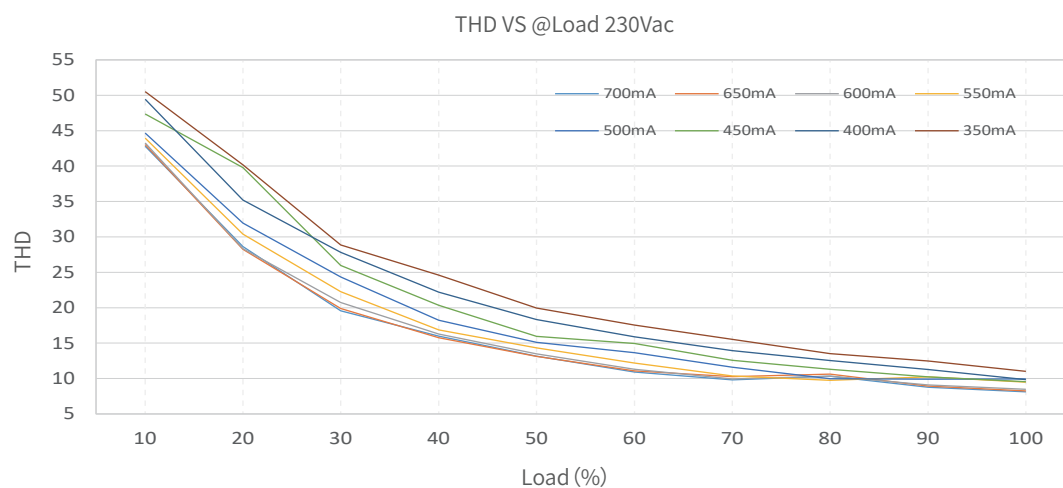
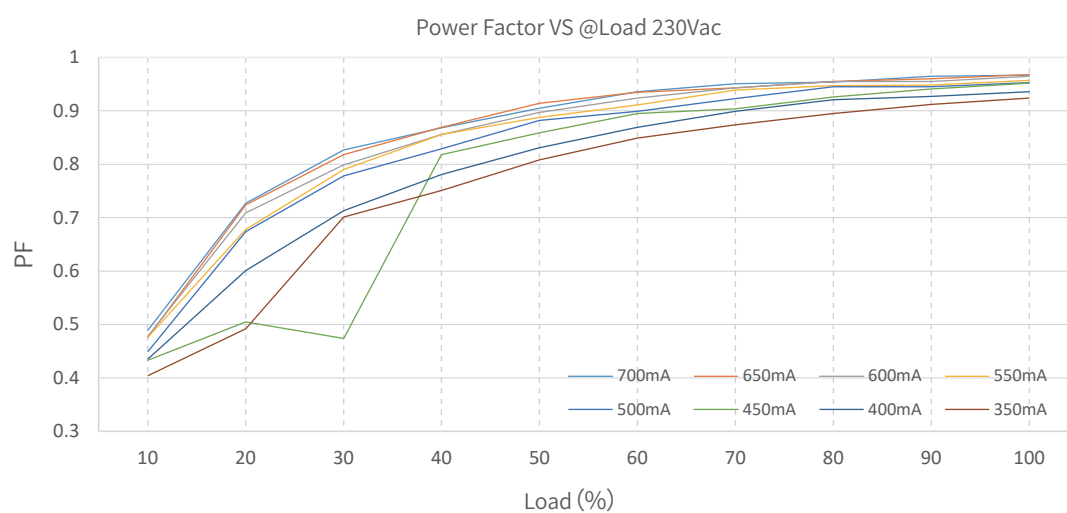
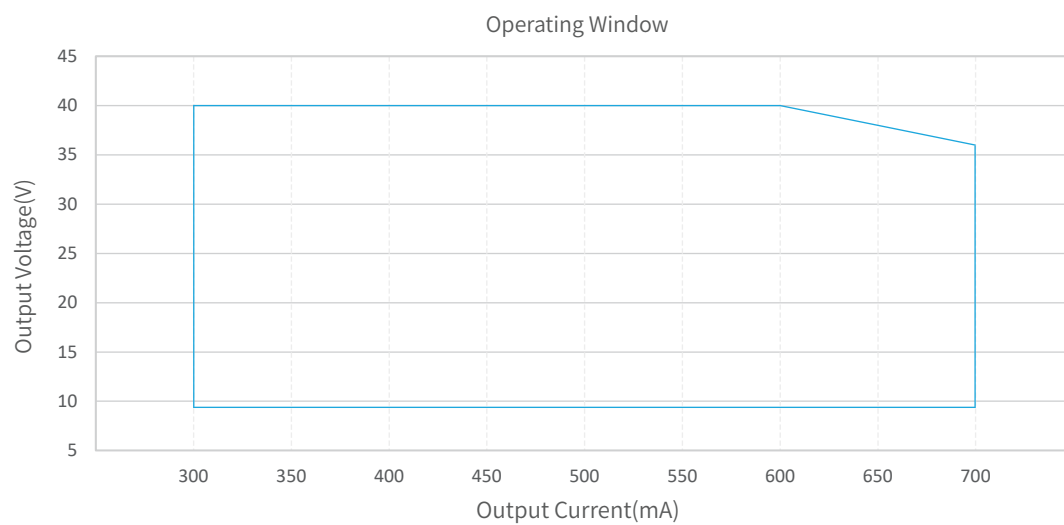
Connection instructions

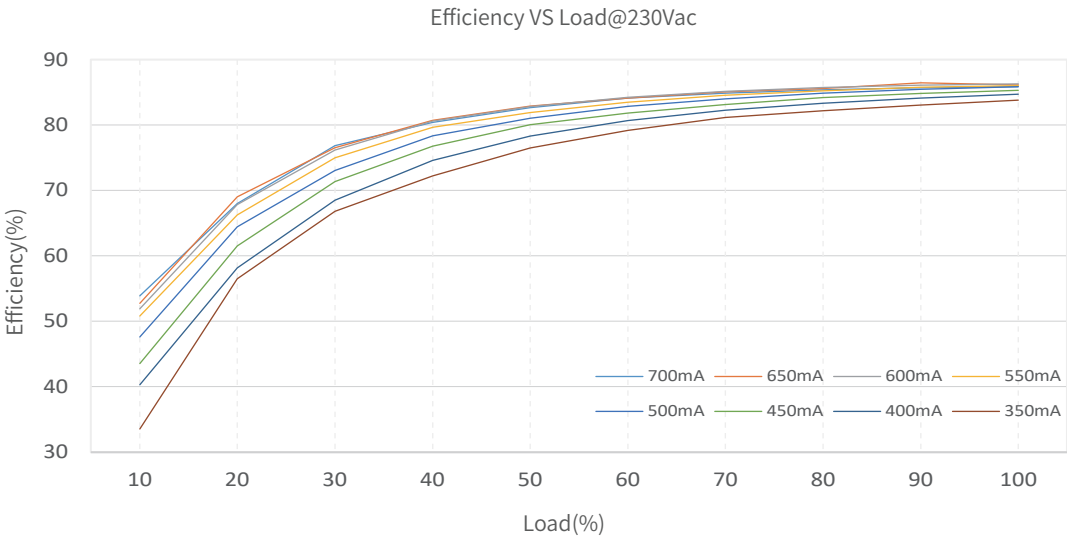
- 1.Check the color of the interface and cable carefully before wiring.
- 2.All connections must be as short as possible to ensure good EMI performance.
- 3.No secondary switches are allowed.
- 4.The driver output does not support hot swap
- 5.Incorrect wiring can damage the LED.

Product Characteristic Curves



The life-time of the LED driver is shown in the figure above calculated (based on the 90% survival rate). The relation of tc to ta temperature depends also on the luminaire design.





Packaging Image



Packaging Size

Packaging Details	Carton Size	Packing Units	Weight
Inner Packaging Box	74x 75 x 33mm	1pcs	133.9±10g
Small Carton Packaging	350 x 197 x 167mm	48pcs	6.72kg
Large Carton Packaging	420 x 360 x 365mm	192pcs	27.8kg

Packaging instructions:  
Each large carton packaging contains 4 small carton packagings,Each small carton packaging contains 48 inner packaging boxes.

## Bluetooth Dimmable LED Driver

## Cautions

- ▶ This product is used as a component in conjunction with a lighting fixture. Due to the influence of EMC from the lighting fixture and wiring, customers should perform EMC testing to confirm the entire product set.
- ▶ No operation with power on. Installation and debugging should be performed by qualified professionals. Please read the product manual carefully before installation.
- ▶ This product can be installed inside the luminaire for use, but the internal temperature of the luminaire must be strictly controlled to not exceed 60°C. Exceeding this temperature may adversely affect the service life of the luminaire.
- ▶ This product is not waterproof and should be avoided from direct sunlight and rain. If installed outdoors, please use a waterproof case.
- ▶ Good heat dissipation conditions are beneficial to the product's lifetime. Please install the product in a suitable environment, and strictly prohibit using double-sided tape to attach the casing or circuit board.
- ▶ Please check the parameters of the LED driver to ensure they meet the application requirements of the lighting fixture.
- ▶ Please install according to the standard wire gauge specified in the manual to avoid malfunctions caused by inappropriate wiring.
- ▶ Before powering on, please ensure that the wiring is correct to prevent damage to the driver or lighting fixture caused by incorrect wiring.
- ▶ If a malfunction occurs, please do not attempt to repair it yourself; if you have any questions, please contact the manufacturer.
- ▶ The manual is for reference only. Please refer to the actual product. Any changes to this product will not be notified separately.
- ▶ For more information, please send an email to [fei.l@jisim-tech.com](mailto:fei.l@jisim-tech.com).

## Warranty Terms

- ▶ The product is warranted for 5 years. (The life and MTBF of the product are for reference only, and do not represent a warranty statement.)
- ▶ During the warranty period, if any quality issues arise, JISIM will provide free repair or replacement services.

## Non-Warranty Terms

The following situations are not covered by the free warranty or replacement service:

- ▶ The warranty period has expired.
- ▶ Damage caused by human factors such as overvoltage, overload, or improper operation.
- ▶ Deformation or damage to the exterior appearance.
- ▶ Damage caused by natural disasters or other irresistible human factors.
- ▶ The warranty label has been torn off or removed.
- ▶ No contract or invoice proof is provided.



## Notice:

1. Repair or replacement provided is the only remedy for customers. JISIM is not liable for any incidental or consequential damage unless it is within the law.
2. JISIM has the right to amend or adjust the terms of this warranty, and release in written form shall prevail.